

THE AMERICAN LEGION AUXILIARY DEPARTMENT OF GEORGIA  
2022-2023 MEMBERSHIP HAPPENINGS  
November 10, 2022

**In Your Unit:**

**Membership Matters – check all your membership records!** Especially after transitioning leadership/membership chairs. Are there any names missing from the ALAMIS roster that you THINK your unit added say, since July 1? Sometimes paperwork gets shuffled and tucked away rather than submitted. The devil is in the details – double check your unit official ALAMIS roster against the list of names *you think you have registered* and let us know what we (Krista, in particular 😊) can do help to get your roster updated.

**RENEW YOU! Yes, you matter too!** Make sure you and each member does something to renew ENERGY that makes you feel REVITALIZED to our motto of Service Not Self. Without taking care of the SELF, we cannot serve to the best of our ability. A luncheon, a morning coffee, an evening “beverage,” a simple phone call to a member that hasn’t renewed yet can lift up everyone’s spirit. Distributing poppies is an awesome way to feel renewed about our WHY!

**In Georgia: Georgia Races are heating up and we are moving forward.** Can we just recognize that the MIGHTY SOUTHERN DIVISION is tough – Georgia is now in 9<sup>th</sup> place (of 14 Departments) in the Southern Division. Even so, we have room maneuver and get over 55% by next week... **let’s do this!**

Remember – every member is in this race together. If every member that has renewed can simply recruit a new member to join or encourage another member to renew – we will be so far ahead in achieving our goal of more members make lighter work in serving to our mission!

Some exciting updates this week. **Two more units made 100%** - we are now more than double what the Department did by this time last year. Thank you to all units who have done this. And the race is tightening with District 1 and 2 still holding the top spots and the 5<sup>th</sup> District has surged from fifth to third. **Let’s shine the spotlight on the 5<sup>th</sup> district for having two of the first 7 to make goal PLUS for having a HUGE increase in member numbers this past week – 89 processed pushing them forward to 54.24% of goal!**

Congratulations to District President Thea Fultz and Membership Chair/2<sup>nd</sup> Vice Barbara McGee and to all 5<sup>th</sup> district units who are steam rolling forward – keep up the momentum!

**Don’t forget – check the new branding that is available!!!**

<https://www.legion.org/brand/aux> and [http://woodwing.legion.org:8080/?w=W\\_1mmzVyLN](http://woodwing.legion.org:8080/?w=W_1mmzVyLN)



## Around the Nation

The Northwestern Division is still ahead of the Southern Division... If the Dawgs can get back to number one in the football polls, let's see what we can do to help the SoDiv get back in first place. Let's go go go Georgia!

### From National Membership Chair Linda Tome

**Do you have your binoculars ready?? ...staying in first place is not an easy task!!** However, in first place again this week is **Northwestern Division at 53.88% WOOHOO!!!** And remaining in 2nd place is Southern Division at 52.57% with Central Division hanging in there in 3rd at 47.50%! But look out the -- race is getting tight between Western Division 46.17% and Eastern Division at 44.31%!!

**Maybe your team is superstitious - and it's standing in the way of moving forward?** Here is a superstition that many race car drivers have: *Entering the vehicle from one side: This superstition probably goes back to the idea that if you do something once, and it works, you should keep doing it to see if it brings good luck. It's a little odd, though; after all, most drivers enter the car from the designated side, the driver's side. There are many drivers who believed it was good luck to always climb into the car from the left side. Some also buckle their belts exactly the same way, whether practicing or competing. And some drivers wear two different shoes the day of the race . . . is it helping your division??*

**Better check your superstitions at the door or . . .**

**MAYBE THIS WILL HELP: PAID UP FOR LIFE aka PUFL -** Did you know that as long as you are a current member of the ALA, you can sign up to be a PUFL? You don't have to be a certain age and you don't have to be a member for XX number of years to be eligible!! You just have to be a current member!

Now might be the time to remind members that being a **PUFL** member might just be a good thing this year!!! With National dues going up next year and potentially your own Unit dues being increased, now is the time to lock in your Unit's current dues rate to calculate your PUFL amount! Check out the attachment!!

Here is some additional information about PUFLs:

- The 1st run of PUFLs is in the beginning of September for anyone who is already a PUFL.
- The 2<sup>nd</sup> run is the end of January, for anyone who became a PUFL *after* the first run of PUFLs.

Once that 2<sup>nd</sup> run happens, all of the newer PUFLs will show in your membership totals. If you are curious as to how many PUFLs you have you can pull a report in ALAMIS.

If you have access to ALAMIS -- be sure to watch your *Unit membership hit the 100% mark on 11/11/2022!!* I can't wait to hear how many we have!! 🤖 I know that there are a lot of Units out there already at 100%!! In fact, we actually have 237 Units at 100% 🤖 WOOHOO!! So proud of you all!!! Keep it going everyone! 🤖 You can do it!!! 🤖 **100 %**



**RENEW  
REJOIN  
RECRUIT**

**AMERICAN  
LEGION  
AUXILIARY**















**SOUTHERN DIVISION**

Department of Georgia

# Membership Race 2023

Standings as of November 10, 2022

DISTRICT

1		60.39 %
2		36.90 %
3		34.66 %
4		42.03 %
5		54.34 %
6		39.46 %
7		51.87 %
8		31.82 %
9		45.56 %
10		51.63 %
11		41.58 %
12		56.99 %

**THE AMERICAN LEGION AUXILIARY DEPARTMENT OF GEORGIA  
2022-2023 MEMBERSHIP SUMMARY**

**November 10, 2022**

Beginning Year Number of Units:	114	<b>Department Membership Goal:</b>	<b>6,389</b>
New Units Added during Membership Year:	<u>          </u>	Department Goal Reached:	48.47%
<b>Total Units:</b>	<b>114</b>	Needed to Reach Department Goal:	3,292
<hr/>			
<b>Total Membership as of Report Date:</b>	<b>3,097</b>	<b>National Membership Goal:</b>	<b>6,221</b>
		National Goal Reached:	49.78%
		Needed to Reach National Goal:	3,124

**1ST DISTRICT** **8 Units**

Unit	Unit Name	Goal	Actual	% Met
90	Statesboro	27	13	48.15%
116	Sylvania	19	8	42.11%
135	Savannah	51	31	60.78%
154	Tybee Island	170	95	55.88%
168	Hinesville	52	37	71.15%
184	Thunderbolt	87	78	89.66%
209	Springfield	29	1	3.45%
500	Savannah	27	16	59.26%
<b>TOTAL:</b>		<b>462</b>	<b>279</b>	<b>60.39%</b>

**2ND DISTRICT** **9 Units**

Unit	Unit Name	Goal	Actual	% Met
30	Albany	57	12	21.05%
62	Bainbridge	15	8	53.33%
122	Cairo	17	8	47.06%
141	Camilla	12	1	8.33%
144	Pelham	27	14	51.85%
502	Bainbridge	22	15	68.18%
512	Albany	105	26	24.76%
519	Thomasville	23	9	39.13%
544	Cairo	12	14	116.67%
<b>TOTAL:</b>		<b>290</b>	<b>107</b>	<b>36.90%</b>

**3RD DISTRICT** **6 Units**

Unit	Unit Name	Goal	Actual	% Met
35	Columbus	79	15	18.99%
75	Lagrange	12	0	0.00%
191	Ellaville	30	18	60.00%
267	Columbus	57	18	31.58%
333	Columbus	46	21	45.65%
558	Americus	27	15	55.56%
<b>TOTAL:</b>		<b>251</b>	<b>87</b>	<b>34.66%</b>

**4TH DISTRICT** **7 Units**

Unit	Unit Name	Goal	Actual	% Met
50	Peachtree City	59	45	76.27%
51	College Park	21	0	0.00%
66	Decatur	79	30	37.97%
105	Fayetteville	37	20	54.05%
197	Pike County	14	1	7.14%
207	Tucker	25	6	24.00%
258	Jonesboro	129	51	39.53%
<b>TOTAL:</b>		<b>364</b>	<b>153</b>	<b>42.03%</b>

**5TH DISTRICT** **14 Units**

Unit	Unit Name	Goal	Actual	% Met
1	Atlanta	15	11	73.33%
29	Marietta	386	195	50.52%
57	Newnan	75	17	22.67%
70	Villa Rica	122	76	62.30%
111	Dallas	68	75	110.29%
143	Carrollton	55	35	63.64%
145	Douglasville	76	24	31.58%
160	Smyrna	134	55	41.04%
216	Austell (Mickey Cochran)	34	35	102.94%
264	Mableton	165	105	63.64%
291	Atlanta	29	22	75.86%
294	Powder Springs	64	47	73.44%
296	Marietta	87	18	20.69%
304	North Cobb	74	37	50.00%
<b>TOTAL:</b>		<b>1,384</b>	<b>752</b>	<b>54.34%</b>

**6TH DISTRICT** **6 Units**

Unit	Unit Name	Goal	Actual	% Met
3	Macon	20	14	70.00%
6	Milledgeville	73	43	58.90%
76	Ft. Valley	25	6	24.00%
172	Warner Robins	89	21	23.60%
523	Milledgeville	46	13	28.26%
594	Warner Robins	41	19	46.34%
<b>TOTAL:</b>		<b>294</b>	<b>116</b>	<b>39.46%</b>

**THE AMERICAN LEGION AUXILIARY DEPARTMENT OF GEORGIA**  
**2022-2023 MEMBERSHIP SUMMARY**  
**November 10, 2022**

PAGE 2

<b>7TH DISTRICT</b>					<b>13 Units</b>
<b>Unit</b>	<b>Unit Name</b>	<b>Goal</b>	<b>Actual</b>	<b>% Met</b>	
5	Rome	40	31	77.50%	
12	Rockmart	30	20	66.67%	
40	Ringgold	45	17	37.78%	
42	Cartersville	58	48	82.76%	
47	Calhoun	91	33	36.26%	
52	Rome	16	16	100.00%	
86	Cedartown	30	9	30.00%	
106	Trenton	40	24	60.00%	
112	Dalton	72	34	47.22%	
136	Lindale	36	20	55.56%	
167	Chatsworth	83	17	20.48%	
214	Ft. Oglethorpe	28	27	96.43%	
506	Rome	19	9	47.37%	
<b>TOTAL:</b>		<b>588</b>	<b>305</b>	<b>51.87%</b>	

<b>8TH DISTRICT</b>					<b>8 Units</b>
<b>Unit</b>	<b>Unit Name</b>	<b>Goal</b>	<b>Actual</b>	<b>% Met</b>	
9	Brunswick	53	17	32.08%	
69	Alma	20	0	0.00%	
80	Mcrae-Helena	12	4	33.33%	
137	Darian	39	13	33.33%	
311	Jesup	14	0	0.00%	
313	Vidalia	25	14	56.00%	
511	Kingsland	20	5	25.00%	
517	Waycross	15	10	66.67%	
<b>TOTAL:</b>		<b>198</b>	<b>63</b>	<b>31.82%</b>	

<b>9TH DISTRICT</b>					<b>14 Units</b>
<b>Unit</b>	<b>Unit Name</b>	<b>Goal</b>	<b>Actual</b>	<b>% Met</b>	
7	Gainesville	45	36	80.00%	
16	Cleveland	24	0	0.00%	
23	Hiawassee	74	43	58.11%	
45	Canton	55	25	45.45%	
82	Ellijay	89	26	29.21%	
121	Blairsville	18	3	16.67%	
127	Buford	195	106	54.36%	
201	Alpharetta	189	50	26.46%	
220	Clayton	13	0	0.00%	
232	Snellville	65	29	44.62%	
239	Dahlonega	52	28	53.85%	
248	McCaysville	17	9	52.94%	
251	Duluth	135	97	71.85%	
534	Buford	21	0	0.00%	
<b>TOTAL:</b>		<b>992</b>	<b>452</b>	<b>45.56%</b>	

<b>10TH DISTRICT</b>					<b>14 Units</b>
<b>Unit</b>	<b>Unit Name</b>	<b>Goal</b>	<b>Actual</b>	<b>% Met</b>	
14	Elberton	17	2	11.76%	
32	Covington	76	24	31.58%	
56	Jefferson	21	26	123.81%	
64	Monroe	57	40	70.18%	
77	Conyers	55	21	38.18%	
109	Hartwell	20	16	80.00%	
110	Monticello	16	0	0.00%	
123	Lexington	46	21	45.65%	
163	Statham	73	22	30.14%	
215	Homer	18	10	55.56%	
233	Loganville	140	82	58.57%	
332	Social Circle	38	24	63.16%	
531	Monroe	11	9	81.82%	
583	Eatonton	88	52	59.09%	
<b>TOTAL:</b>		<b>676</b>	<b>349</b>	<b>51.63%</b>	

<b>11TH DISTRICT</b>					<b>10 Units</b>
<b>Unit</b>	<b>Unit Name</b>	<b>Goal</b>	<b>Actual</b>	<b>% Met</b>	
63	Augusta	45	29	64.44%	
178	Augusta	127	53	41.73%	
192	Evans	177	67	37.85%	
205	Augusta	69	1	1.45%	
235	Augusta	28	17	60.71%	
270	Waynesboro	17	4	23.53%	
312	Thomson	20	17	85.00%	
505	Augusta	34	17	50.00%	
576	Thomson	14	4	28.57%	
597	Lincolnton	15	18	120.00%	
<b>TOTAL:</b>		<b>546</b>	<b>227</b>	<b>41.58%</b>	

<b>12TH DISTRICT</b>					<b>5 Units</b>
<b>Unit</b>	<b>Unit Name</b>	<b>Goal</b>	<b>Actual</b>	<b>% Met</b>	
13	Valdosta	63	37	58.73%	
21	Tifton	29	0	0.00%	
336	Lakeland	35	27	77.14%	
515	Douglas	45	46	102.22%	
536	Fitzgerald	21	0	0.00%	
<b>TOTAL:</b>		<b>193</b>	<b>110</b>	<b>56.99%</b>	

<b>Headquarters</b>					<b>0 Units</b>
<b>Unit</b>	<b>Unit Name</b>	<b>Goal</b>	<b>Actual</b>	<b>% Met</b>	
400	Headquarters	151	97	64.24%	
<b>TOTAL:</b>		<b>151</b>	<b>97</b>	<b>64.24%</b>	

# THE AMERICAN LEGION AUXILIARY DEPARTMENT OF GEORGIA

## 2022-2023 MEMBERSHIP REPORT

**November 10, 2022**

**District Totals**

Rank	District	President	# of Units	Goal	PUFL	Senior	Junior	Total	Need for 100%	Total %
1	1	Sabrina Brown Putney	8	462	8	264	7	279	183	60.39%
2	12	Sheila Blanton	5	193	1	105	4	110	83	56.99%
3	5	Thea Fultz	14	1,384	23	690	39	752	632	54.34%
4	7	Cindy Schwartz	13	588	7	287	11	305	283	51.87%
5	10	Anitia Owens	14	676	3	308	38	349	327	51.63%
6	9	Helen Adams	14	992	12	399	41	452	540	45.56%
7	4	Karen Mitchell	7	364	8	131	14	153	211	42.03%
8	11	Latrisha Linaweaver	10	546	7	204	16	227	319	41.58%
9	6	Angela Alexander	6	294	4	85	27	116	178	39.46%
10	2	Deanna Nicholson	9	290	10	89	8	107	183	36.90%
11	3	Mearl Betcher	6	251	2	82	3	87	164	34.66%
12	8	Gloria Yarbrough	8	198	1	59	3	63	135	31.82%
		Headquarters	0	151	13	83	1	97	54	64.24%
		<b>TOTAL</b>	114	6,389	99	2,786	212	3,097	3,292	<b>48.47%</b>

# THE AMERICAN LEGION AUXILIARY DEPARTMENT OF GEORGIA

## 2022-2023 MEMBERSHIP REPORT

November 10, 2022

Units Making 2023 Membership Goal

Place (Date Made)	UNIT	UNIT NAME	DISTRICT	DATE
1	597	Lincolnton	11	09/08/22
2	111	Dallas	5	10/06/22
3	52	Rome	7	10/13/22
4	544	Cairo	2	10/27/22
5	56	Jefferson	10	10/27/22
6	216	Austell	5	11/10/22
7	515	Douglas	12	11/10/22
8				
9				
10				
11				
12				
13				
14				
15				
16				
17				
18				
19				
20				
21				
22				
23				
24				
25				
26				
27				
28				
29				
30				
31				
32				
33				
34				
35				
36				
37				
38				
39				
40				
41				
42				
43				
44				
45				
46				
47				
48				

# THE AMERICAN LEGION AUXILIARY DEPARTMENT OF GEORGIA

## 2022-2023 MEMBERSHIP REPORT

November 10, 2022

1<sup>ST</sup> DISTRICT

#	Unit Name	Goal	PUFL	Senior	Junior	Total	Need for 100%	Total%
90	Statesboro	27		13		13	14	48.15%
116	Sylvania	19		6	2	8	11	42.11%
135	Savannah	51		29	2	31	20	60.78%
154	Tybee Island	170	2	93		95	75	55.88%
168	Hinesville	52	1	33	3	37	15	71.15%
184	Thunderbolt	87	3	75		78	9	89.66%
209	Springfield	29		1		1	28	3.45%
500	Savannah	27	2	14		16	11	59.26%
<b>8</b>	<b>TOTAL</b>	<b>462</b>	<b>8</b>	<b>264</b>	<b>7</b>	<b>279</b>	<b>183</b>	<b>60.39%</b>

\* The charter for Unit 36 was cancelled in 2022.



# THE AMERICAN LEGION AUXILIARY DEPARTMENT OF GEORGIA

## 2022-2023 MEMBERSHIP REPORT

November 10, 2022

2<sup>ND</sup> DISTRICT

#	Unit Name	Goal	PUFL	Senior	Junior	Total	Need for 100%	Total%
30	Albany	57	1	10	1	12	45	21.05%
62	Bainbridge	15	2	3	3	8	7	53.33%
122	Cairo	17		8		8	9	47.06%
141	Camilla	12	1			1	11	8.33%
144	Pelham	27	1	13		14	13	51.85%
502	Bainbridge	22		15		15	7	68.18%
512	Albany	105	2	20	4	26	79	24.76%
519	Thomasville	23		9		9	14	39.13%
544	Cairo	12	3	11		14	-2	116.67%
9	<b>TOTAL</b>	290	10	89	8	107	183	<b>36.90%</b>

# THE AMERICAN LEGION AUXILIARY DEPARTMENT OF GEORGIA

## 2022-2023 MEMBERSHIP REPORT

November 10, 2022

3<sup>RD</sup> DISTRICT

#	Unit Name	Goal	PUFL	Senior	Junior	Total	Need for 100%	Total%
35	Columbus	79		14	1	15	64	18.99%
75	Lagrange	12				0	12	0.00%
191	Ellaville	30		17	1	18	12	60.00%
267	Columbus	57	1	17		18	39	31.58%
333	Columbus	46	1	19	1	21	25	45.65%
558	Americus	27		15		15	12	55.56%
6	<b>TOTAL</b>	251	2	82	3	87	164	<b>34.66%</b>

# THE AMERICAN LEGION AUXILIARY DEPARTMENT OF GEORGIA

## 2022-2023 MEMBERSHIP REPORT

November 10, 2022

4<sup>TH</sup> DISTRICT

#	Unit Name	Goal	PUFL	Senior	Junior	Total	Need for 100%	Total%
50	Peachtree City	59		33	12	45	14	76.27%
51	College Park	21				0	21	0.00%
66	Decatur	79	1	29		30	49	37.97%
105	Fayetteville	37	1	19		20	17	54.05%
197	Pike County	14		1		1	13	7.14%
207	Tucker	25		6		6	19	24.00%
258	Jonesboro	129	6	43	2	51	78	39.53%
7	<b>TOTAL</b>	364	8	131	14	153	211	<b>42.03%</b>

# THE AMERICAN LEGION AUXILIARY DEPARTMENT OF GEORGIA

## 2022-2023 MEMBERSHIP REPORT

November 10, 2022

5<sup>TH</sup> DISTRICT

#	Unit Name	Goal	PUFL	Senior	Junior	Total	Need for 100%	Total%
1	Atlanta	15	1	9	1	11	4	73.33%
29	Marietta	386	3	177	15	195	191	50.52%
57	Newnan	75	3	13	1	17	58	22.67%
70	Villa Rica	122	1	74	1	76	46	62.30%
111	Dallas	68		75		75	-7	110.29%
143	Carrollton	55	7	28		35	20	63.64%
145	Douglasville	76	1	22	1	24	52	31.58%
160	Smyrna	134	3	52		55	79	41.04%
216	Austell (Mickey C)	34		33	2	35	-1	102.94%
264	Mableton	165	3	92	10	105	60	63.64%
291	Atlanta	29		19	3	22	7	75.86%
294	Powder Springs	64		47		47	17	73.44%
296	Marietta	87		15	3	18	69	20.69%
304	North Cobb	74	1	34	2	37	37	50.00%
14	<b>TOTAL</b>	1384	23	690	39	752	632	54.34%

# THE AMERICAN LEGION AUXILIARY DEPARTMENT OF GEORGIA

## 2022-2023 MEMBERSHIP REPORT

**November 10, 2022**

**6<sup>TH</sup> DISTRICT**

#	Unit Name	Goal	PUFL	Senior	Junior	Total	Need for 100%	Total%
3	Macon	20		14		14	6	70.00%
6	Milledgeville	73		17	26	43	30	58.90%
76	Ft. Valley	25		6		6	19	24.00%
172	Warner Robins	89	3	17	1	21	68	23.60%
523	Milledgeville	46		13		13	33	28.26%
594	Warner Robins	41	1	18		19	22	46.34%
<b>6</b>	<b>TOTAL</b>	294	4	85	27	<b>116</b>	178	<b>39.46%</b>

\* The charters for Unit 44, 126, 253, and 542 were cancelled in 2022.

# THE AMERICAN LEGION AUXILIARY DEPARTMENT OF GEORGIA

## 2022-2023 MEMBERSHIP REPORT

November 10, 2022

7<sup>TH</sup> DISTRICT

#	Unit Name	Goal	PUFL	Senior	Junior	Total	Need for 100%	Total%
5	Rome	40		31		<b>31</b>	9	77.50%
12	Rockmart	30		19	1	<b>20</b>	10	66.67%
40	Ringgold	45	1	15	1	<b>17</b>	28	37.78%
42	Cartersville	58		45	3	<b>48</b>	10	82.76%
47	Calhoun	91	1	31	1	<b>33</b>	58	36.26%
52	Rome	16		16		<b>16</b>	0	100.00%
86	Cedartown	30		9		<b>9</b>	21	30.00%
106	Trenton	40		24		<b>24</b>	16	60.00%
112	Dalton	72		30	4	<b>34</b>	38	47.22%
136	Lindale	36		20		<b>20</b>	16	55.56%
167	Chatsworth	83		17		<b>17</b>	66	20.48%
214	Ft. Oglethorpe	28	5	22		<b>27</b>	1	96.43%
506	Rome	19		8	1	<b>9</b>	10	47.37%
<b>13</b>	<b>TOTAL</b>	<b>588</b>	<b>7</b>	<b>287</b>	<b>11</b>	<b>305</b>	<b>283</b>	<b>51.87%</b>

\* The charter for Unit 305 was cancelled in 2022.

# THE AMERICAN LEGION AUXILIARY DEPARTMENT OF GEORGIA

## 2022-2023 MEMBERSHIP REPORT

November 10, 2022

8<sup>TH</sup> DISTRICT

#	Unit Name	Goal	PUFL	Senior	Junior	Total	Need for 100%	Total%
9	Brunswick	53		17		17	36	32.08%
69	Alma	20				0	20	0.00%
80	Mcrae-Helena	12		4		4	8	33.33%
137	Darian	39	1	12		13	26	33.33%
311	Jesup	14				0	14	0.00%
313	Vidalia	25		14		14	11	56.00%
511	Kingsland	20		5		5	15	25.00%
517	Waycross	15		7	3	10	5	66.67%
<b>8</b>	<b>TOTAL</b>	198	1	59	3	<b>63</b>	135	<b>31.82%</b>

\* The charter for Unit 181 was cancelled in 2022.

# THE AMERICAN LEGION AUXILIARY DEPARTMENT OF GEORGIA

## 2022-2023 MEMBERSHIP REPORT

November 10, 2022

9<sup>TH</sup> DISTRICT

#	Unit Name	Goal	PUFL	Senior	Junior	Total	Need for 100%	Total%
7	Gainesville	45		33	3	<b>36</b>	9	80.00%
16	Cleveland	24				<b>0</b>	24	0.00%
23	Hiawassee	74	2	41		<b>43</b>	31	58.11%
45	Canton	55	1	23	1	<b>25</b>	30	45.45%
82	Ellijay	89	2	22	2	<b>26</b>	63	29.21%
121	Blairsville	18	1	2		<b>3</b>	15	16.67%
127	Buford	195		103	3	<b>106</b>	89	54.36%
201	Alpharetta	189	1	33	16	<b>50</b>	139	26.46%
220	Clayton	13				<b>0</b>	13	0.00%
232	Snellville	65	2	22	5	<b>29</b>	36	44.62%
239	Dahlonega	52		28		<b>28</b>	24	53.85%
248	McCaysville	17		9		<b>9</b>	8	52.94%
251	Duluth	135	3	83	11	<b>97</b>	38	71.85%
534	Buford	21				<b>0</b>	21	0.00%
<b>14</b>	<b>TOTAL</b>	<b>992</b>	<b>12</b>	<b>399</b>	<b>41</b>	<b>452</b>	<b>540</b>	<b>45.56%</b>

\* The charter for Unit 247 was cancelled in 2022.



# THE AMERICAN LEGION AUXILIARY DEPARTMENT OF GEORGIA

## 2022-2023 MEMBERSHIP REPORT

November 10, 2022

10<sup>TH</sup> DISTRICT

#	Unit Name	Goal	PUFL	Senior	Junior	Total	Need for 100%	Total%
14	Elberton	17		2		2	15	11.76%
32	Covington	76		15	9	24	52	31.58%
56	Jefferson	21		26		26	-5	123.81%
64	Monroe	57		38	2	40	17	70.18%
77	Conyers	55		17	4	21	34	38.18%
109	Hartwell	20	1	15		16	4	80.00%
110	Monticello	16				0	16	0.00%
123	Lexington	46		19	2	21	25	45.65%
163	Statham	73		22		22	51	30.14%
215	Homer	18		9	1	10	8	55.56%
233	Loganville	140		77	5	82	58	58.57%
332	Social Circle	38		17	7	24	14	63.16%
531	Monroe	11		8	1	9	2	81.82%
583	Eatonton	88	2	43	7	52	36	59.09%
14	<b>TOTAL</b>	676	3	308	38	349	327	<b>51.63%</b>

# THE AMERICAN LEGION AUXILIARY DEPARTMENT OF GEORGIA

## 2022-2023 MEMBERSHIP REPORT

November 10, 2022

11<sup>TH</sup> DISTRICT

#	Unit Name	Goal	PUFL	Senior	Junior	Total	Need for 100%	Total%
63	Augusta	45	1	20	8	<b>29</b>	16	64.44%
178	Augusta	127	3	44	6	<b>53</b>	74	41.73%
192	Evans	177	1	65	1	<b>67</b>	110	37.85%
205	Augusta	69	1			<b>1</b>	68	1.45%
235	Augusta	28		17		<b>17</b>	11	60.71%
270	Waynesboro	17		3	1	<b>4</b>	13	23.53%
312	Thomson	20		17		<b>17</b>	3	85.00%
505	Augusta	34		17		<b>17</b>	17	50.00%
576	Thomson	14	1	3		<b>4</b>	10	28.57%
597	Lincolnton	15		18		<b>18</b>	-3	120.00%
<b>10</b>	<b>TOTAL</b>	546	7	204	16	<b>227</b>	319	<b>41.58%</b>

# THE AMERICAN LEGION AUXILIARY DEPARTMENT OF GEORGIA

## 2022-2023 MEMBERSHIP REPORT

November 10, 2022

12<sup>TH</sup> DISTRICT

#	Unit Name	Goal	PUFL	Senior	Junior	Total	Need for 100%	Total%
13	Valdosta	63	1	36		37	26	58.73%
21	Tifton	29				0	29	0.00%
336	Lakeland	35		23	4	27	8	77.14%
515	Douglas	45		46		46	-1	102.22%
536	Fitzgerald	21				0	21	0.00%
<b>5</b>	<b>TOTAL</b>	<b>193</b>	<b>1</b>	<b>105</b>	<b>4</b>	<b>110</b>	<b>83</b>	<b>56.99%</b>

\* The charter for Unit 559 was cancelled in 2022.

# THE AMERICAN LEGION AUXILIARY DEPARTMENT OF GEORGIA

## 2022-2023 MEMBERSHIP REPORT

November 10, 2022

Headquarters

#	Unit Name	Goal	PUFL	Senior	Junior	Total	Need for 100%	Total%
400	Headquarters	151	13	83	1	97	54	64.24%
<b>TOTAL</b>		151	13	83	1	97	54	<b>64.24%</b>

**American Legion Auxiliary  
2023 Membership Year Report  
Report as of 11/09/2022**

	Membership Goal	Membership Total	Membership Percentage
<b>Alabama</b>	3,977	1,723	43.32%
<b>Alaska</b>	2,423	1,048	43.25%
<b>Arizona</b>	14,158	5,585	39.45%
<b>Arkansas</b>	2,036	873	42.88%
<b>California</b>	18,177	9,333	51.35%
<b>Colorado</b>	4,390	2,159	49.18%
<b>Connecticut</b>	3,494	1,645	47.08%
<b>Delaware</b>	3,581	2,093	58.45%
<b>Dist of Col</b>	173	55	31.79%
<b>Florida</b>	38,936	21,042	54.04%
<b>Georgia</b>	6,221	3,052	49.06%
<b>Hawaii</b>	113	26	23.01%
<b>Idaho</b>	1,679	780	46.46%
<b>Illinois</b>	22,065	10,906	49.43%
<b>Indiana</b>	40,422	19,925	49.29%
<b>Iowa</b>	19,940	11,782	59.09%
<b>Kansas</b>	10,155	4,723	46.51%
<b>Kentucky</b>	4,566	2,033	44.52%
<b>Louisiana</b>	4,322	2,169	50.19%
<b>Maine</b>	6,345	3,401	53.60%
<b>Maryland</b>	18,370	10,701	58.25%
<b>Massachusetts</b>	5,384	2,271	42.18%
<b>Michigan</b>	26,514	10,937	41.25%
<b>Minnesota</b>	28,957	15,878	54.83%
<b>Mississippi</b>	2,296	1,179	51.35%
<b>Missouri</b>	9,280	4,703	50.68%
<b>Montana</b>	2,997	1,485	49.55%
<b>Nebraska</b>	17,091	10,277	60.13%
<b>Nevada</b>	590	203	34.41%
<b>New Hampshire</b>	7,117	3,439	48.32%
<b>New Jersey</b>	8,753	5,002	57.15%
<b>New Mexico</b>	3,046	1,602	52.59%
<b>New York</b>	36,948	18,294	49.51%
<b>North Carolina</b>	5,981	3,839	64.19%
<b>North Dakota</b>	8,241	3,857	46.80%
<b>Ohio</b>	34,732	12,278	35.35%
<b>Oklahoma</b>	3,258	1,283	39.38%
<b>Oregon</b>	4,167	2,052	49.24%
<b>Pennsylvania</b>	57,270	18,826	32.87%
<b>Puerto Rico</b>	646	330	51.08%
<b>Rhode Island</b>	740	302	40.81%
<b>South Carolina</b>	3,929	2,021	51.44%
<b>South Dakota</b>	10,092	5,242	51.94%
<b>Tennessee</b>	3,758	2,074	55.19%
<b>Texas</b>	14,051	8,104	57.68%
<b>Utah</b>	1,348	481	35.68%
<b>Vermont</b>	5,672	2,145	37.82%
<b>Virginia</b>	6,127	2,907	47.45%
<b>Washington</b>	5,555	2,557	46.03%
<b>West Virginia</b>	4,935	2,228	45.15%
<b>Wisconsin</b>	18,242	11,008	60.34%
<b>Wyoming</b>	2,724	1,235	45.34%
<b>Totals:</b>	<b>565,984</b>	<b>273,093</b>	<b>48.25%</b>

Membership Goal is membership total 30 days prior to National  
Convention plus the number of units in that department at 30 days prior

2023 Membership Year  
November 9, 2022  
**Numeric Goal Report**

Central Division			
Department of	Total Membership	2023 Num. Goal	% of Num. Goal
Wisconsin	11,008	18,242	60.34%
Iowa	11,782	19,940	59.09%
Missouri	4,703	9,280	50.68%
Illinois	10,906	22,065	49.43%
Indiana	19,925	40,422	49.29%
Kansas	4,723	10,155	46.51%
West Virginia	2,228	4,935	45.15%
Michigan	10,937	26,514	41.25%
Ohio	12,278	34,732	35.35%
	<b>88,490</b>	<b>186,285</b>	<b>47.50%</b>

Western Division			
Department of	Total Membership	2023 Num. Goal	% of Num. Goal
New Mexico	1,602	3,046	52.59%
California	9,333	18,177	51.35%
Oregon	2,052	4,167	49.24%
Idaho	780	1,679	46.46%
Washington	2,557	5,555	46.03%
Alaska	1,048	2,423	43.25%
Arizona	5,585	14,158	39.45%
Utah	481	1,348	35.68%
Nevada	203	590	34.41%
Hawaii	26	113	23.01%
	<b>23,667</b>	<b>51,256</b>	<b>46.17%</b>

Eastern Division			
Department of	Total Membership	2023 Num. Goal	% of Num. Goal
Delaware	2,093	3,581	58.45%
Maryland	10,701	18,370	58.25%
New Jersey	5,002	8,753	57.15%
Maine	3,401	6,345	53.60%
New York	18,294	36,948	49.51%
New Hampshire	3,439	7,117	48.32%
Connecticut	1,645	3,494	47.08%
Massachusetts	2,271	5,384	42.18%
Rhode Island	302	740	40.81%
Vermont	2,145	5,672	37.82%
Pennsylvania	18,826	57,270	32.87%
Dist of Columbia	55	173	31.79%
	<b>68,174</b>	<b>153,847</b>	<b>44.31%</b>

Southern Division			
Department of	Total Membership	2023 Num. Goal	% of Num. Goal
North Carolina	3,839	5,981	64.19%
Texas	8,104	14,051	57.68%
Tennessee	2,074	3,758	55.19%
Florida	21,042	38,936	54.04%
South Carolina	2,021	3,929	51.44%
Mississippi	1,179	2,296	51.35%
Puerto Rico	330	646	51.08%
Louisiana	2,169	4,322	50.19%
Georgia	3,052	6,221	49.06%
Virginia	2,907	6,127	47.45%
Kentucky	2,033	4,566	44.52%
Alabama	1,723	3,977	43.32%
Arkansas	873	2,036	42.88%
Oklahoma	1,283	3,258	39.38%
	<b>52,629</b>	<b>100,104</b>	<b>52.57%</b>

Northwestern Division			
Department of	Total Membership	2023 Num. Goal	% of Num. Goal
Nebraska	10,277	17,091	60.13%
Minnesota	15,878	28,957	54.83%
South Dakota	5,242	10,092	51.94%
Montana	1,485	2,997	49.55%
Colorado	2,159	4,390	49.18%
North Dakota	3,857	8,241	46.80%
Wyoming	1,235	2,724	45.34%
	<b>40,133</b>	<b>74,492</b>	<b>53.88%</b>